



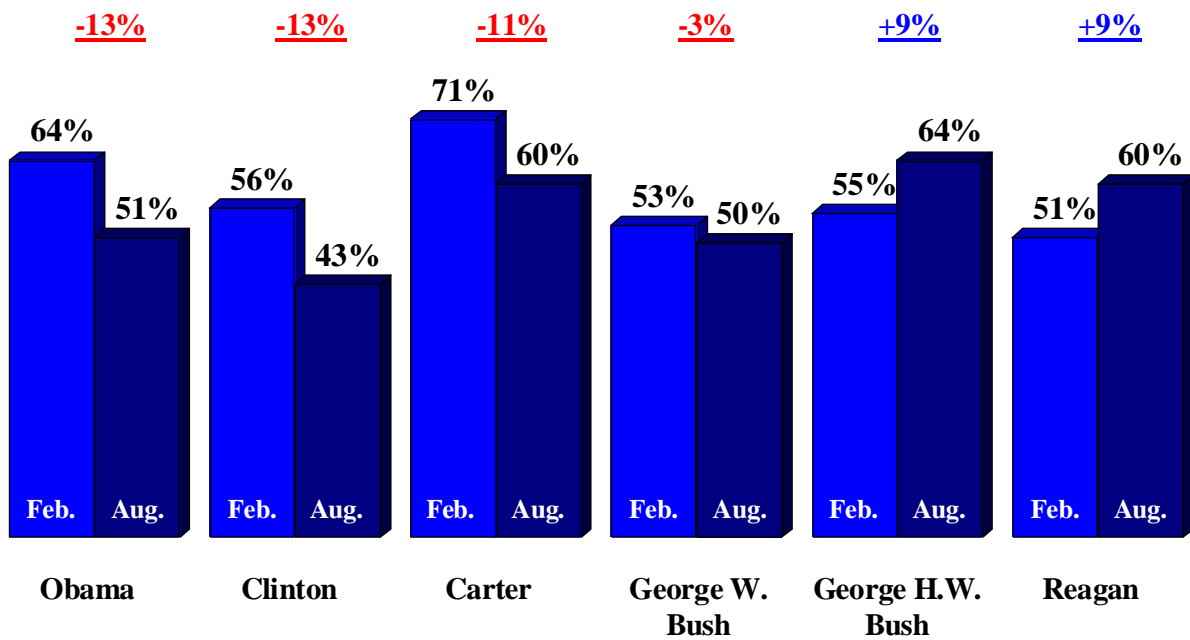
**REPUBLICAN STATE LEADERSHIP COMMITTEE NATIONAL SURVEY
EXECUTIVE SUMMARY**

*Republican brand regains some footing as Obama approval numbers continue to drop.
Voters looking to states for better ideas.*

The National Political Environment

President Obama’s approval ratings continue their precipitous decline. With a 51% approve/46% job performance rating, Obama now ties Bill Clinton with the steepest drop in presidential approval ratings during the first six months in office.

Presidential Job Approval (% Approve) During First Six Months in Office



** Data collected from Pew Research Center and Gallup*

Republican Party Regaining Some Ground

At the same time, voters are regaining faith that the Republican Party in their states is better equipped to handle some of the most pressing issues facing our country today.

In a rather dramatic reversal from a year ago, voters are looking to Republicans to solve some of the major issues. And, Republicans have increased their advantage over Democrats in their ability to handle the issues of taxes and spending.

Of tremendous significance, Republicans are now seen on a level playing field with Democrats in the handling of the economy and jobs. In an *NBC/Wall Street Journal* survey of adults conducted in July of 2008, the Democratic party enjoyed a 16-point advantage on their ability in “dealing with the economy.”

On other issues, such as ensuring access to affordable health care, voters are expressing less confidence in the Democratic Party than a year ago (67% of voters felt the Democratic Party would better handle the issue in May of 2008).

Which political party do you think would do a better job of handling this issue in your state?

Issues	GOP	Dem	GOP Advantage
Cutting taxes	58%	26%	+32%
Dealing with illegal immigration	53%	27%	+26%
Reducing state government spending	53%	32%	+21%
Economic growth and job creation	45%	44%	+1%
Improving public education	34%	50%	-16%
Ensuring access to affordable health care	35%	53%	-18%
The environment and climate change	33%	54%	-21%
Pursuing energy independence	33%	54%	-21%

The Republican Party’s image, dealt a severe blow in recent election cycles, is starting to show some signs of a rebound as well.

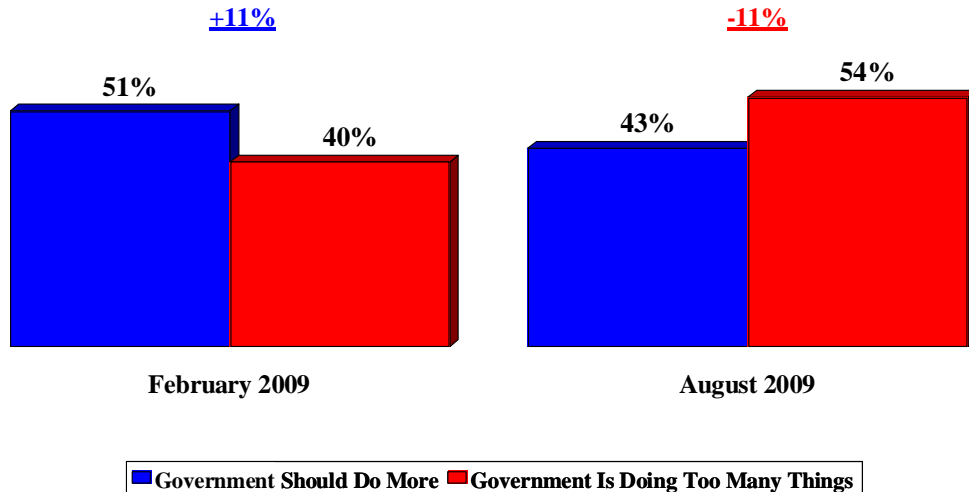
0-100 Thermometer Ratings
 (0=cold unfavorable/100=warm/favorable)
May 2008 August 2009

The Republican Party	41	46
The Democratic Party	49	51

Federal vs. State Government Roles: Voters Looking to States

In the face of expanded federal government reach in recent months, there has been a clear backlash among voters.

“I’m going to read you two statements about the role of government, and I’d like to know which one comes closer to your point of view... Government should do more to solve the problems and help meet the needs of people. ... OR ... Government is doing too many things better left to businesses and individuals.”



Independent voters have dramatically shifted course in their view of the federal government’s role. Favoring federal government action by two points in February, Independents now say the government has taken on too much by a 16-point margin.

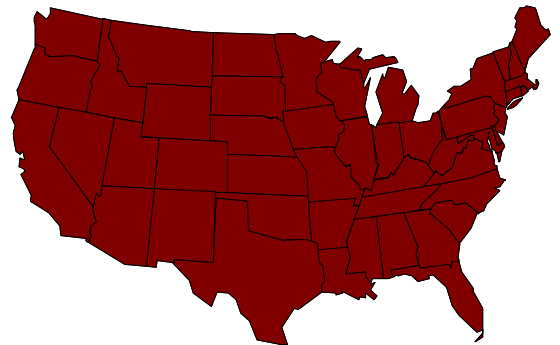
And, even a majority of voters (51%) in BLUE states believe the federal government is doing too much. In states that Obama won with less than 55% of the vote, nearly six out of ten voters (58%) believe the federal government is going too far.

By a wide margin, voters would like their state governments to take the lead in implementing the policies and programs that affect their lives rather than the federal government. By a 69%-21% margin, voters would prefer that their state government take the lead on creating and implementing policies and programs.

When it comes to government policies and programs impacting you and your family, would you rather the policies and programs be created and implemented by ... your state government or the federal government?



21%



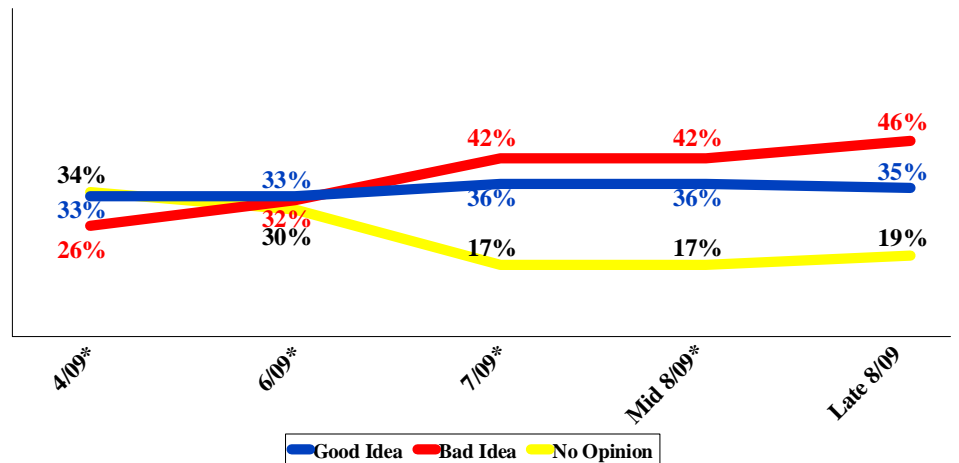
69%

One important issue is that voters simply do not believe that the President and Congress are listening to their priorities or concerns. Nearly six out of ten voters (57%) do NOT believe that the President and Congress hear their concerns. As a point of emphasis, nearly half of American voters (47%) feel strongly that the President and Congress are not listening.

Health Care: Better Ideas Coming from the States

Sentiment is moving against the health care reform plan being considered in Washington. Reaching a new high in tracking this question, 46% of voters now believe that President Obama’s health care plan is a bad idea.

“From what you have heard about Barack Obama's health care plan, do you think his plan is a good idea or a bad idea? If you do not have an opinion either way, please just say so.”



* Data collected from NBC/WSJ Survey Results Among Adults

Given the option, voters again side with the reform ideas in the states. Read two approaches to health care reform, voters prefer the reform ideas generated at the state level by nearly 20 points.

“Now, let me describe the basic elements of a health care reform plan preferred by (President Obama/State Level)... After I describe the elements, please tell me if you FAVOR or OPPOSE the plan.”

President Obama

The plan would create a public health care option administered by the federal government that would compete directly with private insurance companies to help lower costs and cover more Americans. The plan requires that health insurance companies cover people with pre-existing medical conditions. It also requires all but the smallest employers to provide health coverage for their employees, or pay a percentage of their payroll to help fund coverage for the uninsured. Families and individuals with lower- and middle-incomes would receive tax credits to help them afford insurance coverage.

53% Favor / 43% Oppose

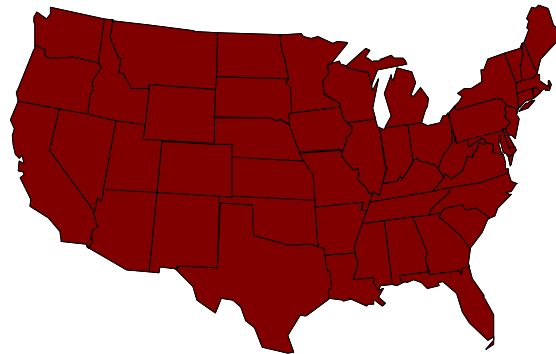
State Level

This plan creates an on-line database of health insurance providers so consumers can shop for the health insurance that best meets their needs. The plan focuses on prevention by providing people information on healthy living, and offers incentives for people to take more responsibility for their own health care. The plan extends coverage to uninsured children, offering those with very low incomes insurance at no cost and a sliding scale for premiums for those in working families. The plan will also address medical liability reform to reduce health care costs for everyone and get the focus back on quality health care instead of defensive medicine.

72% Favor / 22% Oppose

And, asked to choose, voters show their strong support for health care ideas generated at the state level.

“Which would you prefer the health care reform policies preferred by President Obama or the reform policies being implemented at the state level?”



37%

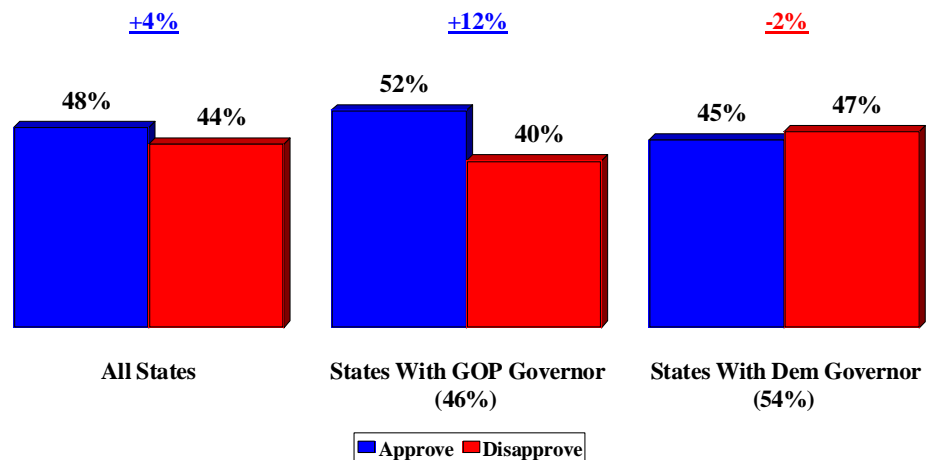
50%

The state-level approach enjoys wide support among such sub-groups as Independent voters (+19), suburban women (+16), and voters in the “target” presidential states (+21).

One major concern among voters is the impact the Obama health care reform approach will have on Medicaid and the specific impact it will have on the states. Overwhelmingly (85%), voters are concerned that *“the health care reform plan being debated in Washington may impose new requirements on states to increase the number of state residents who are eligible for the program but without providing the necessary funding to meet these new obligations.”*

“Do you approve or disapprove of the job (INSERT NAME) is doing as Governor?”

There are clear opportunities for states to reclaim the policy mantle. However, governors and other state leaders face some of their own perceptual hurdles. The good news is that Republican governors are better positioned than their Democratic counterparts, an indicator that voters are attracted to GOP ideas.



Methodology

Public Opinion Strategies conducted a national telephone survey among registered voters on behalf of the Republican State Leadership Committee. The survey was conducted August 30-September 1, 2009 among 800 registered voters and has a margin of error of $\pm 3.48\%$. For a full release of the survey data, please visit www.pos.org.